

Instructions

Remove this cover sheet.
Photocopy a set of blackline masters
for each student.
Fold each set in half and punch one
hole each side of the centre spine.
Students can then thread
ribbon or string through the holes
to make their own 32-page
booklets.

A set of 8 blackline masters

The purchase of this unit entitles the teacher to reproduce the blackline masters for classroom use only.

Blurb, blurb, blurb, blurb, blurb, blurb!

What is the purpose of a back-cover blurb?

.....

.....

Read five different back-cover blurbs. What makes some better than others?

.....

.....

Now try to write a back-cover blurb for this book, in the space provided:

.....

.....


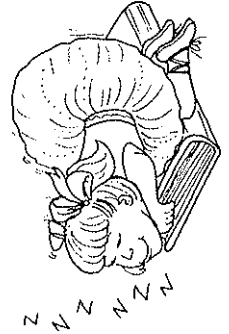
.....

.....

.....

.....

.....



Books are

Books are

And books can really

But books are

And books are

So why don't you

BECAUSE BOOKS ARE _____





What is an index for?


Why don't all books have indexes?

Are there different kinds of index?

Find examples to copy and paste onto this page.

You might like to make up a small index for this book instead!

The inside front and back covers of some books have decorated pages known as endpapers. Look at examples of endpapers in hardcover picture books in the library. Now decorate the opposite page, making sure you use the same decoration for the inside front cover.



Compile a list of contents for this book!

What is the following information in a book called?
Use arrows and labels to point out what it tells us.

Copyright © 1997 Scholastic Australia Pty Limited.

First published in 1997 by Scholastic Australia Pty Limited
ACN 000 614 577, PO Box 579, Gosford 2250. Also in
Sydney, Brisbane, Melbourne, Adelaide and Perth.

All rights reserved. No part of this publication may be reproduced or transmitted in any form or by any means, electronic or mechanical, including photocopying, recording, storage in an information retrieval system, or otherwise, without the prior written permission of the publisher, unless specifically permitted under the Australian Copyright Act 1968 as amended.

Illustrated by Katie Coleman.

The inside front and back covers of some books have decorated pages known as endpapers glued to them. Look at examples of endpapers in hardcover picture books in the library. Now decorate the page opposite, making sure you use the same decoration for the inside back cover.





GLOSSARY...

Complete this glossary of book terms

- artwork
- blurb
- centre spread
- edition
- editor
- folio
- font
- hardcover
- ISBN
- landscape
- leaf
- manuscript
- paperback
- portrait
- proofreader
- publisher
- spine
- verso
- widow

When a proofreader proofs a manuscript, they use a special sort of shorthand called proofreading marks. Try to find out what these are and write some examples and what they mean on the page opposite.



Types of book

List as many types of book as you are able to think of.

.....

.....

.....


.....

.....

The best book I have read lately is

because

My favourite type of story is



On the page opposite, write down the titles for books of this type that you have enjoyed reading.



Genuine Bibliomaniac's Recipe for
A GOOD BOOK!


Write a recipe for a good book, eg it may include a pinch of truth, a tablespoon of adventure and so on!

What you need

- 1
- 2
- 3
- 4
- 5
- 6
- 7

What to do

- 1
- 2
- 3
- 4
- 5



NB: Every good recipe has a secret ingredient known only to the cook.
Hold your booklet up to a mirror to record on the page opposite, in mirror writing, your secret ingredient for a good book!

WELL-KNOWN AUTHOR ARRIVES IN TOWN!

THE TORNADO TRIBUNE

REPORTING

Write a short newspaper report about your favourite author arriving in town. We have begun the first sentence for you! You could include the names of some of the characters from this author's books!

Well-known author and bibliophile,







Draw a portrait of your favourite author on the opposite page.
Try to find a photograph of them to help you.

Your vote!

Why do we have book awards?

.....

Of the books short-listed for the Children's Book Council of Australia Book of the Year Awards this year, which books would you vote for in the following categories? If you haven't read some of them, talk to other children who have and ask them for their opinions (just put a note next to those titles as having been recommended to you).



.....

On the page opposite, design an award badge for your favourite category.



Unforgettable

Sounds like a title for a Paul Jennings book!

Some books are so good that you never forget them. Other books you forget about the minute you finish reading them. Is there a book you read or had read to you when you were very young that you can still remember as if it were yesterday?

How does this book make you feel when you think about it? Why?

.....

In many books, the author or illustrator writes a dedication (usually on the imprint page) to someone who helped them. Is there a special person in your life who showed you how wonderful books can be? You might like to write a dedication to this person.

.....

On the page opposite, illustrate a favourite scene or character from a book you can't forget. Copy out a favourite line from the story.



Become a playwright!

Many good books have been made into movies, stage plays and animated cartoons. Can you think of any that you have seen and enjoyed? Were any of them as good as or better than the books on which they were based? Why?

Lined writing area for student response.

Write a conversation between two or more characters from a favourite book. You might like to write and illustrate this conversation as a cartoon strip on the page opposite.




WANTED A GOOD BOOK

Complete this WANTED sign by describing what makes a good book! Remember to write in the style of a WANTED sign. Perhaps you could offer a reward!

Large rectangular area for drawing a 'WANTED' sign, featuring a starburst icon.

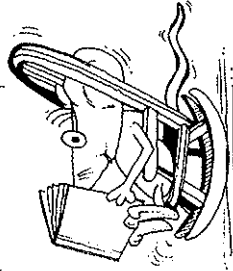
Although you should not judge a book by its cover, the front cover does entice you to pick up a book in the first place. On the page opposite you might like to design a new front cover for a book of your choice.





Interesting characters are essential ingredients for a good book. The following clues are all about characters from well-known books. Do you know who they are?

1. Everyone is always asking where I am!
2. I'm a slightly bold, somewhat over-adventurous amphibian who should never be allowed anywhere near motor cars!
3. It's just dreadful when you're bound for a glittering stage life, your surname is already bad, and then your mother decides to marry someone with a name like Grub!
4. My father asks me why on earth I would want to read a book when there is a perfectly good television show on!
5. I'm a canine super sleuth that always has something to say!
6. When I was sent to bed, things started growing in my bedroom and I sailed away to a land of wild creatures!
7. With friends who like to eat you, and have names like Bunyip Bluegum, what is this self-respecting pudding meant to do?
8. After swallowing a transistor radio and depositing it in my kitty litter tray, I more than deserve my name!
9. Although I was terminally ill, I still found time to fold paper cranes in the name of peace!



10. Emily Forbes thought I was a rock until I hatched into a baby stegosaurus and became a hero!

1. Wally 2. Toad of Toad Hall 3. Erica Yurken 4. Matilda
5. Selby 6. Max 7. Albert the Magic Pudding 8. Singenpoo
9. Sadako 10. Thing


You might like to illustrate one of these characters on the page opposite, or fold a paper crane for peace.



Who needs books!

Books are a relic of the past! We don't need books now that we have CD-ROM and the Internet!

Use the space below to write arguments for or against this statement.



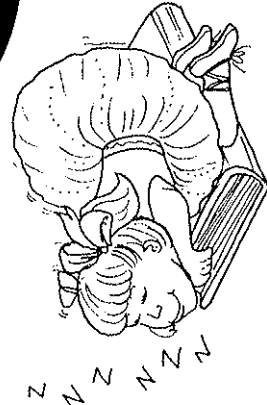
You might like to use the blank page opposite to write and illustrate a catchy slogan or TV jingle to encourage younger kids to read books!






ways to
use a
book!

How many ways are there to read or use a book? Think of as many weird and wonderful places to read a book, and uses for a book, as you can! Illustrate your work on the page opposite.





The two blank pages before this page (pages 16 and 17) are what is known as a centre spread. You might like to illustrate this spread using a similar style to one used by a favourite illustrator or in a favourite picture book. Make sure you write the name of the illustrator or book title at the bottom of your work.



BOOKS EVERY!

- My mother/father's favourite book is
- My grandmother/grandfather's favourite book is
- My teacher's favourite book is
- My neighbour's favourite book is
- My brother/sister/cousin's favourite book is
- My best friend's favourite book is
- My pet's favourite book is
- Our librarian's favourite book is
- Our principal's favourite book is



You might like to ask these people what makes a book good for them. Use the page opposite to record their answers or, better still, have them record their own answers!

